




Linivon

INFLATABLE BOAT RAMP FOR PETS & OWNERS



Model: DB-04

User Manual

Professional Water Training Ramp for Dogs & Entertainment
Float Platform for People and Pet

WARRANTY & CUSTOMER SERVICE

We offer a 100% satisfaction guarantee and 12 months warranty! We provide a free replacement or money-back guarantee for any quality problems. If you have any questions about this product, please feel free to contact us at support@ilinvivon.com

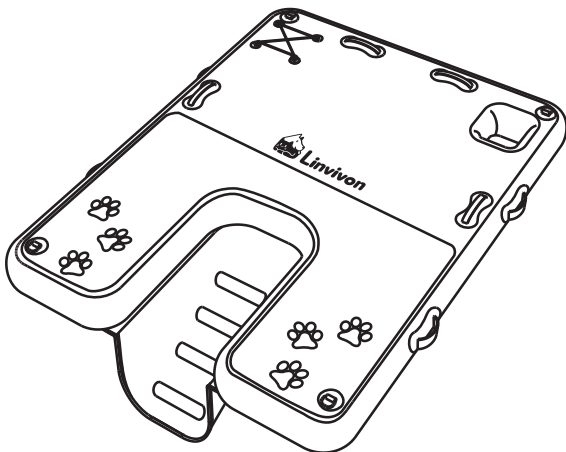
24 Hours Customer Support: Linvivon Customer Service Team

Mail: support@ilinvivon.com

WARNING

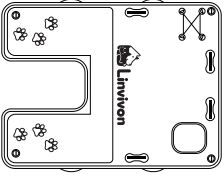

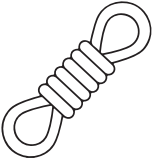
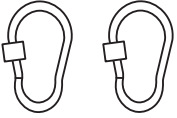

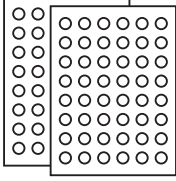


- This product is not a life-saving device.
- Please adhere to all local water safety rules and boating regulations.
- For safety, it is recommended that your dog wear a life jacket before using this product.
- It is recommended that the product be tied with a safety rope.
- For best performance, inflate the dog boat ramp to 7 - 8psi.
- Use only under adult supervision, no unsupervised dog training allowed.
- Recommended for dogs weighing <675lbs, >6 months of age and with no history of joint problems.
- The water must be free of sharp objects and the water temperature is recommended to be 15-30°C.
- 15 minutes of acclimatization training is required before first use.
- Prohibition of use in flowing waters (rivers/oceans)
- Do not scratch the product with sharp objects.

PRODUCT SPECIFICATION

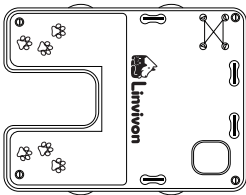


Product Name	Inflatable Boat Ramp for Pets & Owners
Model	DB-04
Load Capacity	675LBS
Recommended Pressure	7.25PSI
Product Size	94*72*6.2 inches
Package Size	27*13*11.5 inches

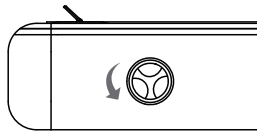
PACKING LIST

 <p>Inflatable Boat Ramp for Pets & Owners</p>	 <p>3M/118 inch</p>	 <p>3M/118 inch</p>	 <p>Climbing Buckle*2</p>
 <p>Air Pump</p>	 <p>Patch</p>	 <p>Storage Bag</p>	 <p>Wrench</p>

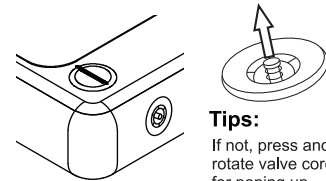
TO INFLATE INFLATABLE BOAT RAMP FOR PETS & OWNERS



1. Unroll inflatable boat ramp

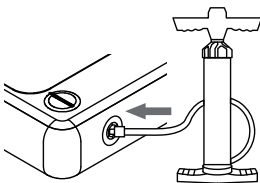


2. Open valve

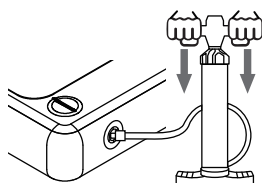


3. Check that the valve core is popped up

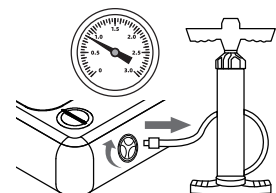
Tips:
If not, press and rotate valve core for popping up



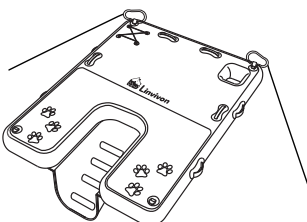
4. Securely connect pump nozzle to valve



5. Hold pump firmly and fill with air by raising and lowering handle

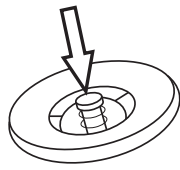


6. Inflate to 7-8 psi. Do not over-inflate. Remove pump nozzle and reattach valve cap

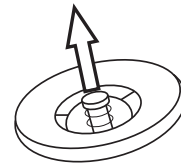


4. Attach the carabiner to the D-ring and tie the other end of the rope to any sturdy object

NOTES:

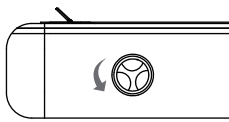


1. Valve core pressed down and rotate half a circle for continuous deflation

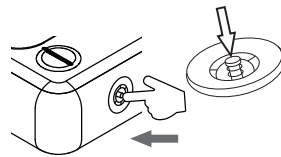


2. Valve core pressed up for locking air

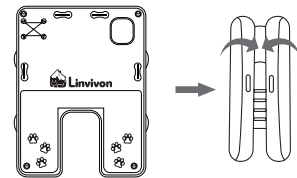
TO DEFLATE INFLATABLE BOAT RAMP FOR PETS & OWNERS



1. Clean and dry it, then open the valve



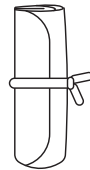
2. Press down and rotate valve core to release air



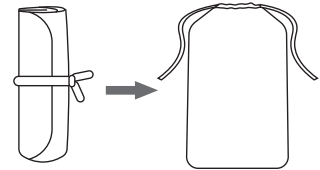
3. Deflate it completely, fold the left and right ends to the center



4. Roll into a cylinder from the bottom half



5. Tie it with a string and knot it



6. Pack and store it

MAINTENANCE TIPS

- Rinse with fresh water after each use to remove salt/chlorine
- Store in a cool and dry place, avoid direct UV exposure

REPAIR PATCH

The clear, self-adhesive patches for repairing punctures are included in the package.

- In the event of an accidental puncture, cut out a suitable size patch.
- Make sure you round the corners of your repair patch to avoid peeling.
- Make sure the area to be patched is clean and dry.
- Press patch firmly over the puncture. Do not inflate for 20 minutes.